



SONIC 2
THE HEDGEHOG
ACTIVITY BOOK

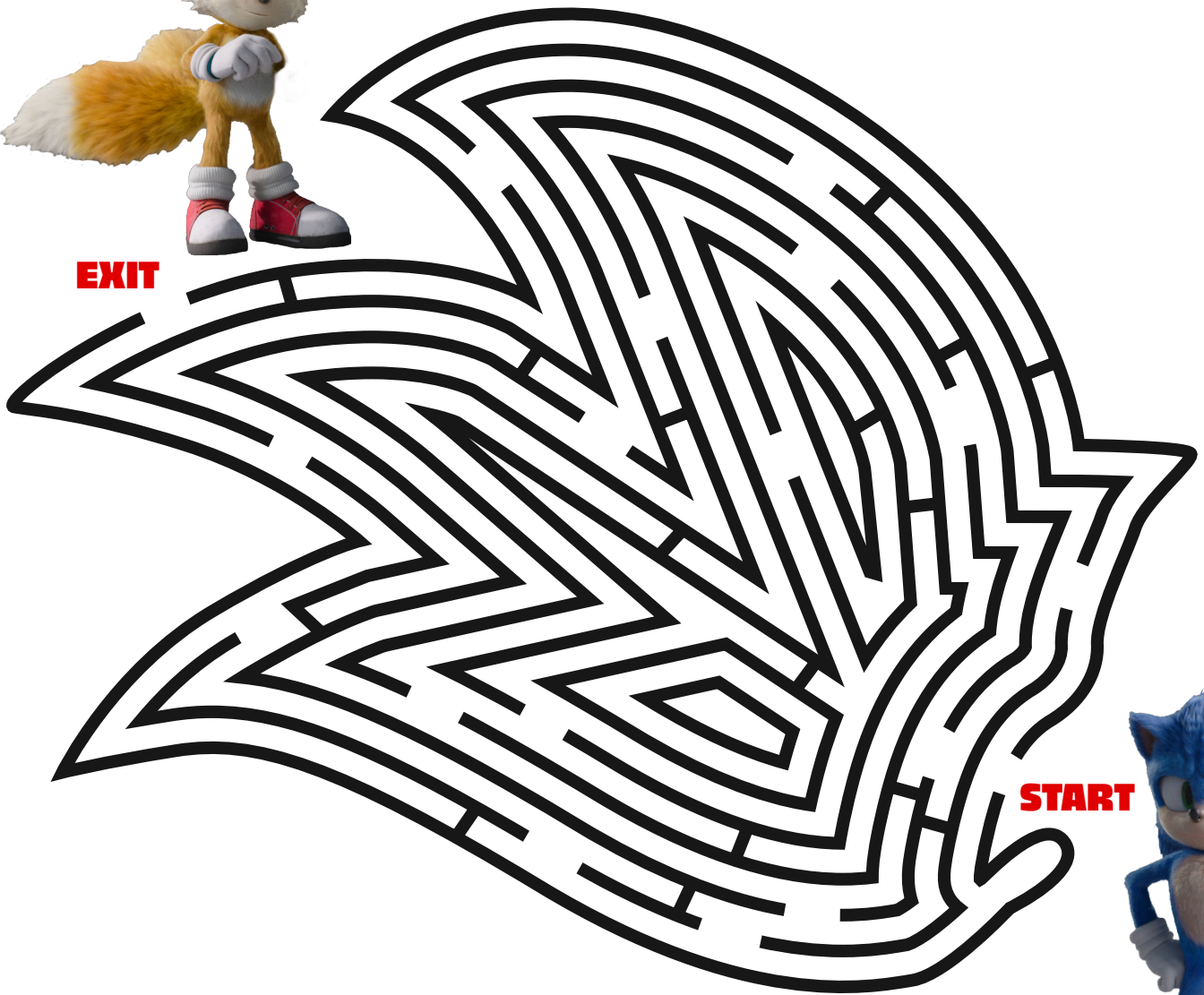
Where's Tails?

Help Sonic speed his way through the maze and find his sidekick Tails before Dr. Robotnik gets to him first! Draw a line representing the route Sonic should run from the start to the exit of the maze. Don't run into any dead ends or cross any solid lines.

Do you think you solved it? You can check your answer on the answer sheet at the end.



EXIT



START



SONIC 2
THE HEDGEHOG

MAZE

Put Sonie Together


Parents, help your child cut out the rectangles and put the puzzle together to reveal the Sonic the Hedgehog and Dr. Robotnik

Do you think you solved it? You can check your answer on the answer sheet at the end.





PUZZLE SOLVE



SONIC 2
THE HEDGEHOG


COLORING SHEET

© 2022 PAR. PICS. & SEGA

Find the Difference Between the Sonic Scenes?

Look at both pictures carefully and spot the differences. Each time you find a difference, circle it! Keep going until all differences are found.

Do you think you solved it? You can check your answer on the answer sheet at the end.



SONIC 2
THE HEDGEHOG

SPOT THE DIFFERENCE

Sonic Memory Game

Parents, help your child cut along the dotted line and place cards picture-side-down on a flat surface. Be sure to mix them up to make the game more challenging! The youngest player goes first. Players take turns, to the left, turning any two cards picture-side-up. The cards must be turned over completely, so that all players can see them. If the cards match, the player who turned over the cards gets to keep the set. If the cards do not match, the cards stay where they are and get turned picture-side-down again. The game continues until all cards have been matched and removed from the playing area. The player with the most matching pairs at the end, wins!




MEMORY GAME


Activity Answers



PUZZLE



MAZE



SPOT THE DIFFERENCE

SONIC 2
THE HEDGEHOG

PUZZLE SOLVE